



# ENVIRONMENTAL LEARNING CARDS



## AWARENESS & EXPERIENCE

### JOURNEY STICKS AE5



## ACTIVITY

### Objective and outcomes:

- Create a connection with the natural environment through collection of mementos
- Produce a physical record of a journey to enable review, reflection and story telling

### Outline:


- Introduce the activity by showing a pre-prepared journey stick
- Group enjoy a walk through a natural area (woodland, beach or moorland etc)
- Encourage group to look for interesting places or objects that they would like to share
- Near the start of the journey, individuals should pick up an attractive stick which will become their journey stick
- Along the journey individuals collect items and bind them to the stick with brightly coloured lengths of wool
- At the end of the walk they use their stick to review the journey they have made

## REVIEW & EVALUATION

- In pairs, young people take it in turns to share their journey story using their sticks as prompts
- Can someone else describe 'your' journey from your journey stick?



# ENVIRONMENTAL LEARNING CARDS



## AWARENESS & EXPERIENCE

## JOURNEY STICKS AE5



*An example of a completed stick*

*Blue wool/ribbon - means pond*

*Leaf - means a beech tree*

*Yellow wool - for bright flowers*

*Pine cones found on the ground*

*Blue wool/ribbon - this time means a stream*

*Pebbles - held in a bag, footpath*

*Green wool/ribbon - means a wood*

*Rusty hinge - from a pile of rubbish*

*Some old keys found - 'we are home'*

## LEADER'S NOTES

### Preparation

- Choose a suitable walk
- Prepare materials for binding items to the stick
- Provide sticks if necessary

### Resources

- Coloured wool
- Scissors
- Bags for collecting if journey sticks are to be made at the end of the walk

### References

[http://www.snh.org.uk/teachingspace/whattodo/seashoresand/journey\\_sticks.asp](http://www.snh.org.uk/teachingspace/whattodo/seashoresand/journey_sticks.asp)  
<http://www.tes.co.uk/teaching-resource/Teachers-TVJourney-sticks-6048401/>

## DIFFERENTIATION & PROGRESSION

- Group can devise their own walk
- How else could you describe/record a journey?
- Link to travel journals, maps and other ways of recording journeys, such as Aboriginal song lines and modern day video logs
- Create their own video log
- Consider journeying through time, e.g. a stick that represents their genealogy